


AT-PD SERIES

ATMA
COMMIT TO TOP QUALITY

DIGITAL ELECTRIC SCREEN PRINTERS

STATIONERY TABLE / SLIDING TABLE TYPE



▶ APPLICATION

ATMA proud to present top-quality AT-PD series Digital Screen Printer for printing task on rigid and flexible materials as used in precision applications and fields.

Ex: Mylar Overlay, Name Plate, Decal, Flexible Circuit, EL Lamp, Opto-electronic Panel, etc..

▶ FEATURES

- **Quality Commitment**

Assured by ISO9001 and ISO14001 systems.

- **Elegant Design**

Innovative precision technology and outstanding high-performance design of fast, reactive electro-mechanic transmission system ensures superior quality work and close tolerance.

- **Solid Construction**

Heavy-duty base frame with balanced footings to stay vibration-free through high speed operation.

- **Low Setup Time**

Screen front insertion and holding by air-locking system for easy setup.

- **Extreme Accuracy**

Adopts top-class linear rails & digital drive systems to ensure accuracy.

- **Easy Adjustments**

Squeegee/Flood Coater depth, angle, skew, level, pressure & speed, stroke are dial, gauge or monitor displayed to achieve optimum printing result.

- **User-Friendly Operation**

Digital Touch-screen Control with parameter settings and value-added functions to ensure easy operation.


- **Safety**

Adopted all protections to meet European safety requirements.


- **Additional Options**

Available with Static Eliminator, Anti-drip Device, Registration Pins and more.

CHANGE MAY BE MADE WITHOUT PRIOR NOTICE



Pneumatic Lift-up of Print Head



Safety Bar





DIGITAL ELECTRIC FLAT SCREEN PRINTER


Model (Max. Print Area, mm in.)

ATM-60PD (400x600 15³/₄ x 23⁵/₈)
 ATM-70PD (600x700 23⁵/₈ x 27¹/₂)

DIGITAL ELECTRIC SLIDING TABLE SCREEN PRINTER

Model (Max. Print Area, mm in.)

AT-60PPD (400x600 15³/₄ x 23⁵/₈)



Screen Registration Adjustments



Touch-screen panel

SPECIFICATION

(metric scale as standard, inch scale as rough conversion)

	AT-60PD	AT-70PD	AT-60PPD
Working Table size (DxW, mm in.)	500x700 19 ⁵ / ₈ x 27 ¹ / ₂	700x800 27 ¹ / ₂ x 32 ¹ / ₂	500x700 19 ⁵ / ₈ x 27 ¹ / ₂
Vacuum area (DxW, mm in.)	405x600 16 x 23 ⁵ / ₈	600x700 23 ⁵ / ₈ x 27 ¹ / ₂	400x600 15 ³ / ₄ x 23 ⁵ / ₈
Max print area (DxW, mm in.)	400x600 15 ³ / ₄ x 23 ⁵ / ₈	600x700 23 ⁵ / ₈ x 27 ¹ / ₂	400x600 15 ³ / ₄ x 23 ⁵ / ₈
Max. O/D frame size (DxW, mm in.)	700x800 27 ¹ / ₂ x 31 ¹ / ₂	900x1050 35 ³ / ₈ x 41 ¹ / ₄	700x800 27 ¹ / ₂ x 31 ¹ / ₂
Frame height (mm in.)	25-47 1-1 ⁷ / ₈	25-47 1-1 ⁷ / ₈	25-47 1-1 ⁷ / ₈
Substrate thickness (mm in.)	0-50 0 -2	0-50 0 -2	0-50 0 -2
Table height (mm in.)	940+20 37+ ³ / ₄	940+20 37+ ³ / ₄	940+20 37+ ³ / ₄
Clearance screen ↔ table			
Print level (mm in.)	0-50 0-2 (digitally settable)	0-50 0-2 (digitally settable)	0-50 0-2 (digitally settable)
Standby Level (mm in.)	27010 ⁵ / ₈ (digitally settable)	27010 ⁵ / ₈ (digitally settable)	27010 ⁵ / ₈ (digitally settable)
Table speed (mm in./sec.)	-----	-----	1100
Print head speed (mm in./sec.)	125-750 5-30 (digitally set)	125-750 5-30 (digitally set)	125-750 5-30 (digitally set)
Max. capacity (P/H, full stroke)	800	800	720
Screen adjustment (X/Y, mm in.)	±10 / ±10 ± ³ / ₈ / ± ³ / ₈	±10 / ±10 ± ³ / ₈ / ± ³ / ₈	±10 / ±10 ± ³ / ₈ / ± ³ / ₈
Skew angle (°)	±9	±9	±9
Electric Power	3-phase, 220V/380V, 50/60Hz		
Power consumption (kw)	1.5	2.1	1.5
Input air pressure (kg/cm ² PSI)	5-6 71-85	5-6 71-85	5-6 71-85
Air consumption (l GI/cycle)	3 0.8	3 0.8	3.7 1
Dimension (WxDxH, cm in.)	130 x 105 x 160 51 x 41 x 63	140 x 120 x 165 55 x 47 x 65	130 x 160 x 168 51 x 63 x 66
Weight (kg lb)	360 792	650 1430	500 1100



SLIVER NATIONAL
AWARD OF EXCELLENCE
WINNER 96



NATIONAL
INNOVATION
RESEARCH AWARD



SYMBOL OF EXCELLENCE
WINNER 93-03



NATIONAL AWARD OF SME 2003
(Small and Medium Enterprises)



CE CERTIFIED 2000



ISO 9001 ISO14001
CERTIFIED 97-03



NATIONAL
LITTLE GIANT AWARD
WINNER 2000



ATMA CHAMP ENT. CORP.

65,Wuchuen 7th Rd., Wuku Ind. Zone, Wuku,Taipei,Taiwan 248

TEL : +886-2-22991293 E-MAIL : atma@atma.com.tw
FAX : +886-2-22991291 WEB : http://www.atma.com.tw



INTERCHANGE EQUIPMENT INC.

Interchange Equipment Inc.

90 Dayton Avenue, Passaic, NJ 07055
Tel 973.473.5005 Fax 973.473.4485
Sales 1.800.822.5457
www.interchangecorp.com
sales@interchangecorp.com